

July at a glance...

 178, 3-day emergency food parcels given out

 342 people fed

 1/3 were children

 4670kg food given out

 2247kg food donated

Parcel breakdown

-  101 singles
-  38 single parents with child
-  18 family
-  12 couples
-  9 other

Top 3 reasons for referrals

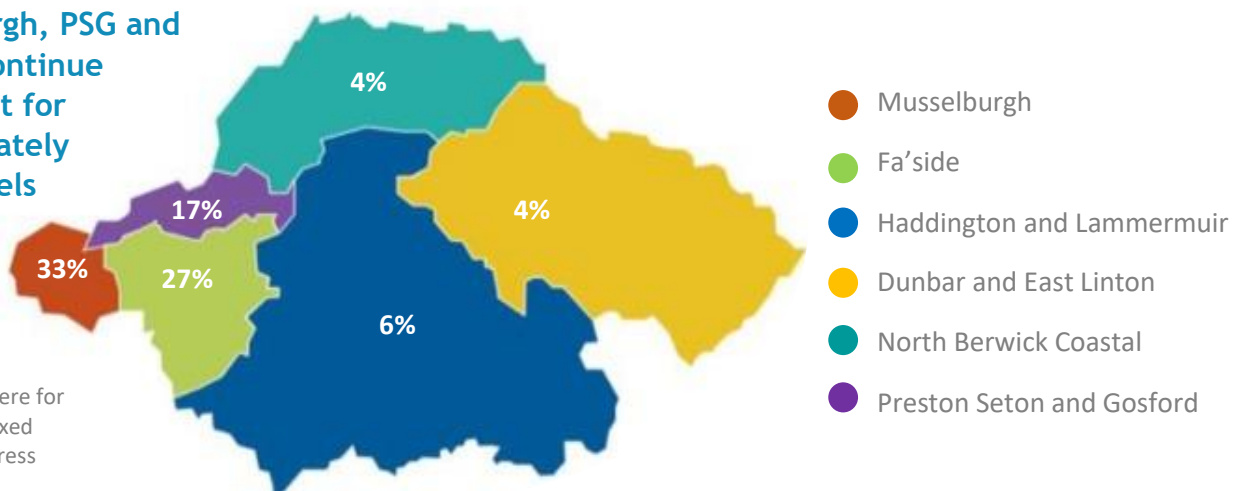
- 1** 30% due to benefit changes or delays
- 2** 29% due to a refused crisis grant
- 3** 28% due to low income

The Scottish Welfare Fund continues to be the single largest source of referrals, accounting for approximately 1/3 of all referrals received in July 2018.

Other major sources of referrals included East Lothian Council (various departments 22%) and Musselburgh CAB (16%).

Food parcel referrals by area partnership

Musselburgh, PSG and Fa'side continue to account for approximately 3/4 of parcels provided



9% of parcels were for those with no fixed permanent address





12 months at the foodbank (1st July 2017 - 30th June 2018)

How many people did we feed?

 **4493 people fed**
(This includes multiple referrals)

 **Of these 36% (1624) were under the age of 16**

Who received our parcels?

-  51% to single people
-  23% to single parents with child
-  13% to families
-  10% to couples
-  3% to other

Top 3 reasons for referrals

- 1** 34% due to benefit changes or delays
- 2** 27% due refused crisis grant
- 3** 20% due to low income

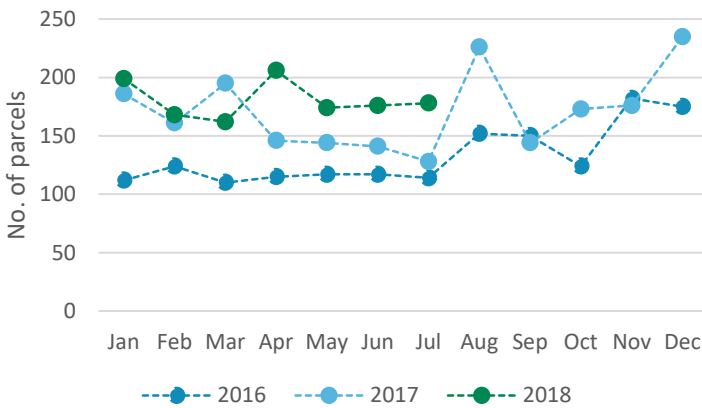
Food in and food out

 **45,044 kg given out**

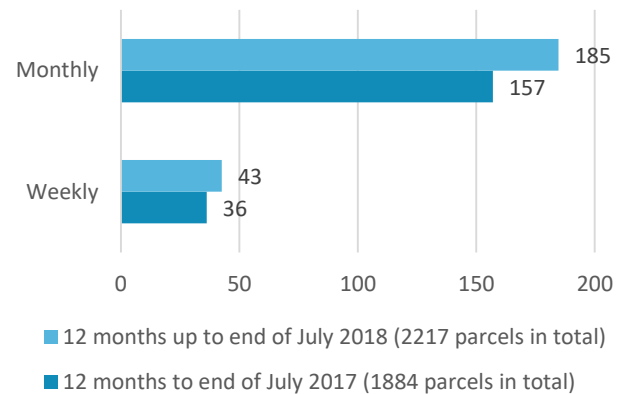
 **52,469 kg donated**

Demand for food parcels

Number of food parcels given out by month



Average number of parcels given out



Reasons for referrals

