


## March at a glance...

 241, 3-day emergency food parcels given out

 533 people fed  41% of these were children

### Who received our parcels?

 102 single parcels

 77 single parent parcels

 35 family parcels

 16 couple parcels

 11 "other" parcels

### Main reasons for referrals

31% benefit changes or delays

29% refused crisis grant

28% low income

### How much did we give out?



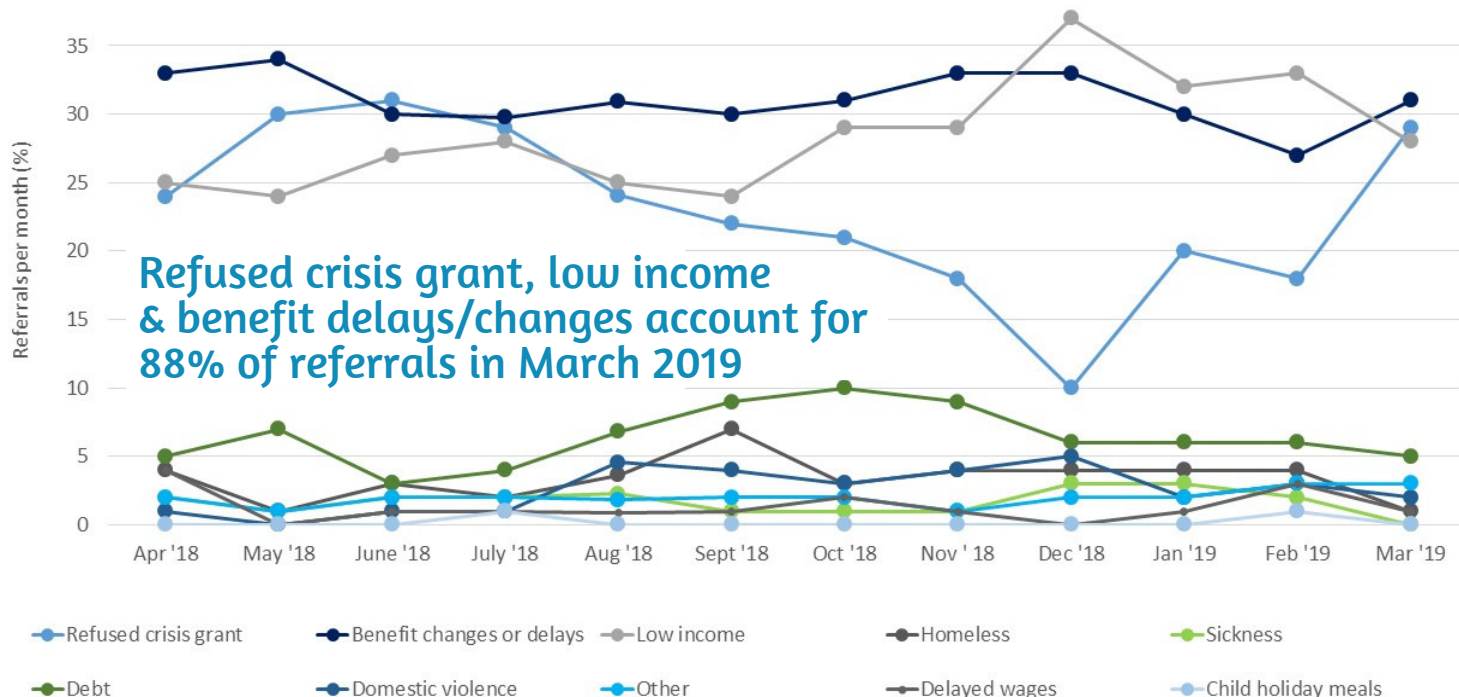
3533 kg given out

### How much was donated?



3113 kg of donations

## Reasons for referrals (12 months up to 31st March 2019)



# A year in the life of the foodbank...

April 2018 - March 2019

## How many people did we feed?



**5,294 people fed**  
This includes multiple referrals



**Of these 38% (2014) were under the age of 16**

## How much did we give out?



**48,518.2kg given out**

## How much was donated?



**60,878kg of donations**

## Who received our parcels?



**48% to single people**



**25% to single parent & child**



**15% to families**



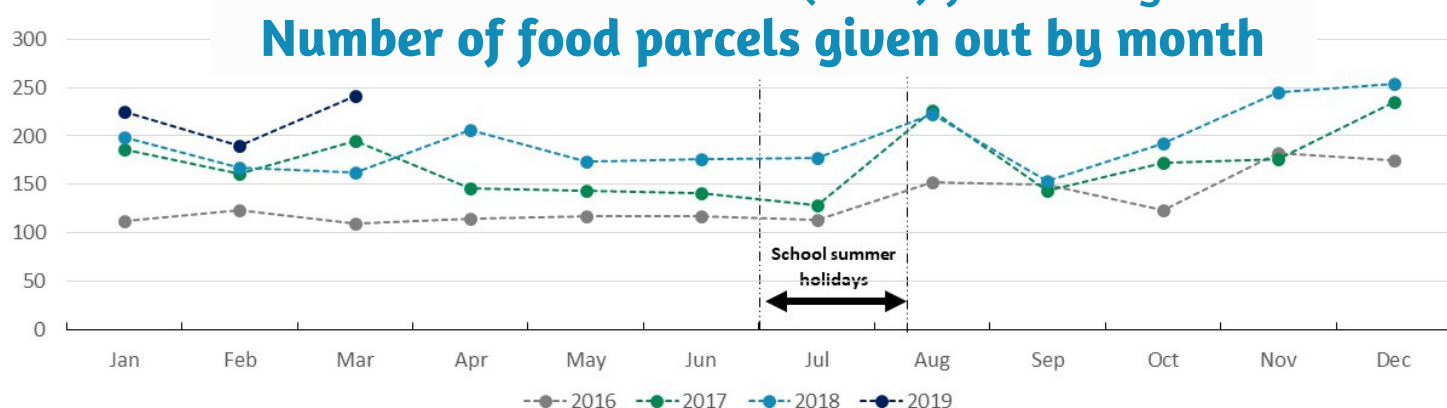
**8% to couples**



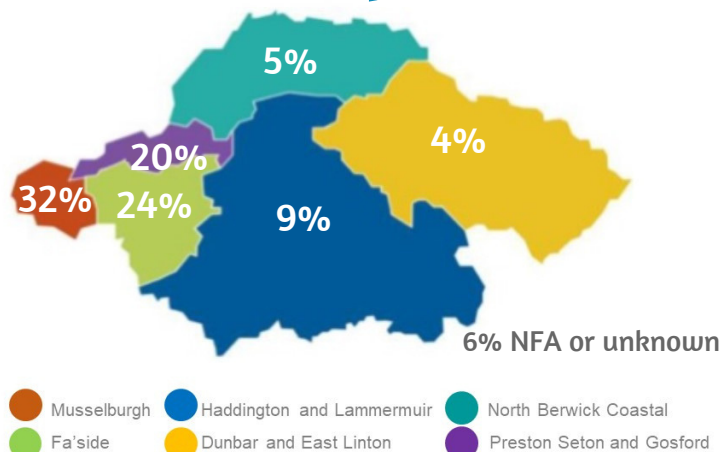
**4% to other households**

## Top reasons for referral

**35% due to benefit changes or delays, with low income (29%) and refused crisis grant (27%) following**



## Food parcel demand by Area Partnership



## Average number of parcels

