






April at a glance...

 216, 3-day emergency food parcels given out

 495 people fed  41% of these were children

Who received our parcels?

-  91 single parcels
-  54 single parent parcels
-  44 family parcels
-  21 couple parcels
-  6 "other" parcels

Main reasons for referrals

- 28% refused crisis grant
- 27% low income
- 26% benefit changes or delays

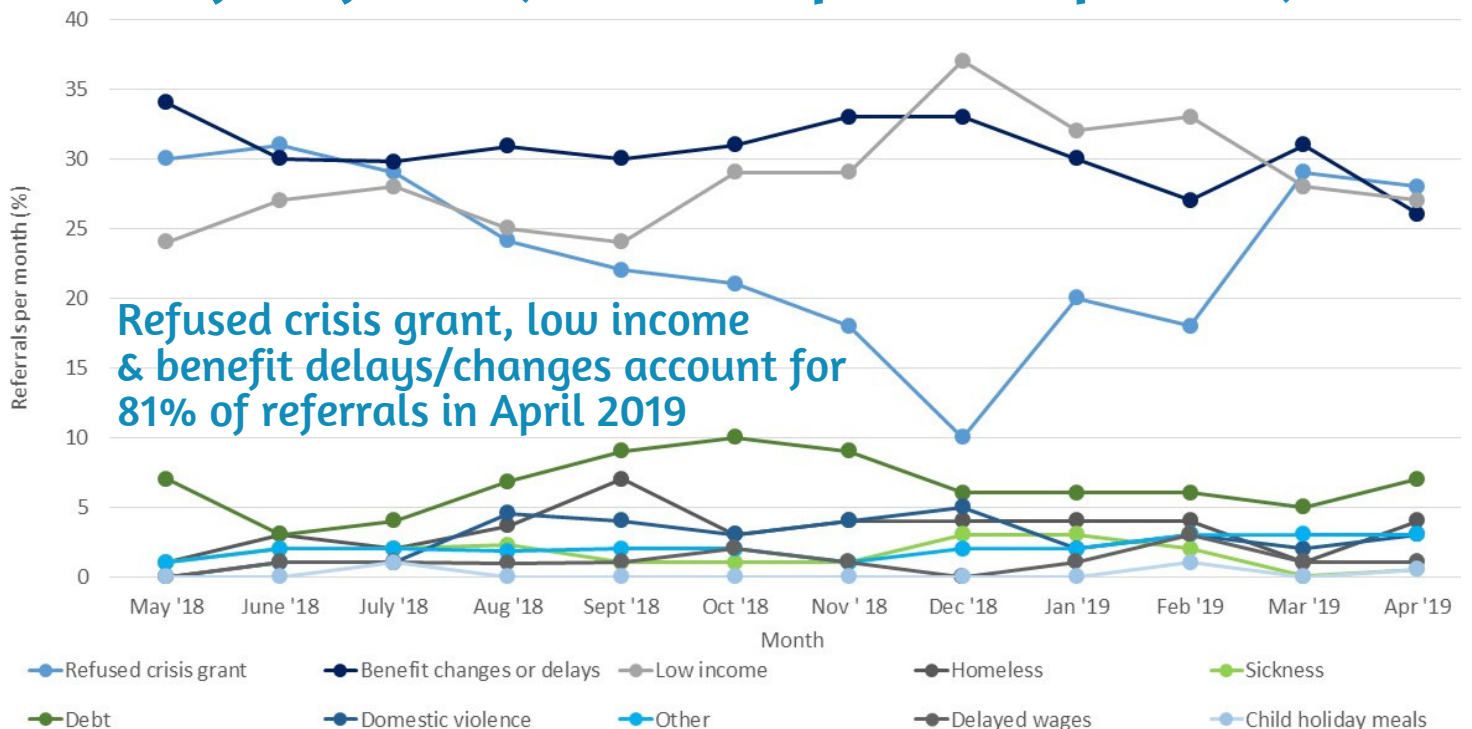
How much did we give out?

 2378 kg given out

How much was donated?

 4257 kg of donations

Reasons for referrals (12 months up to 30th April 2019)



A year in the life of the foodbank...

May 2018 - April 2019

How many people did we feed?



5,354 people fed
This includes multiple referrals



Of these 38% (2,048) were under the age of 16

How much did we give out?



47,688 kg given out

How much was donated?



63,271 kg of donations

Who received our parcels?



47% to single people



25% to single parent & child



15% to families



9% to couples

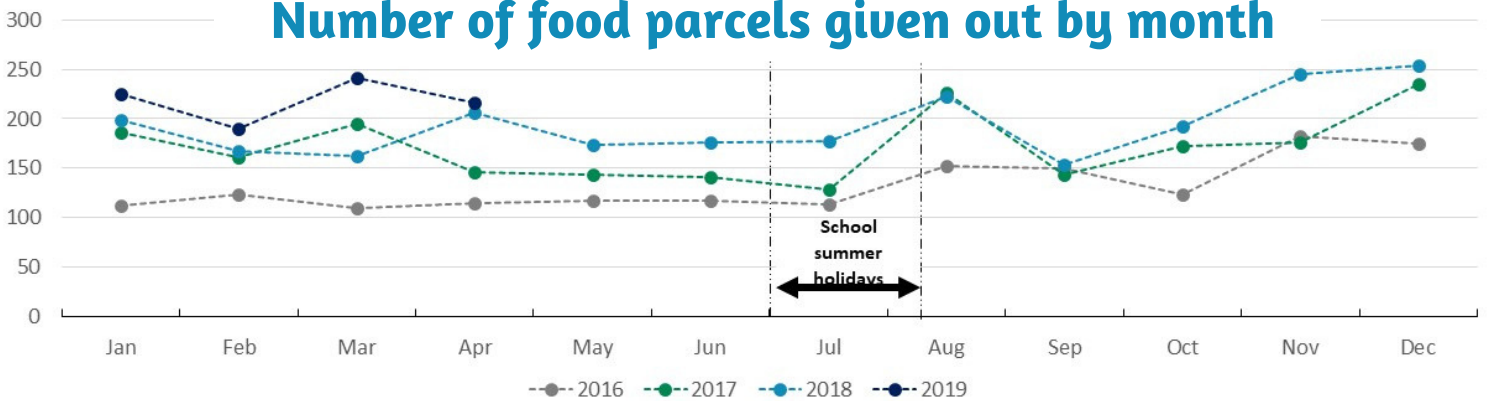


4% to other households

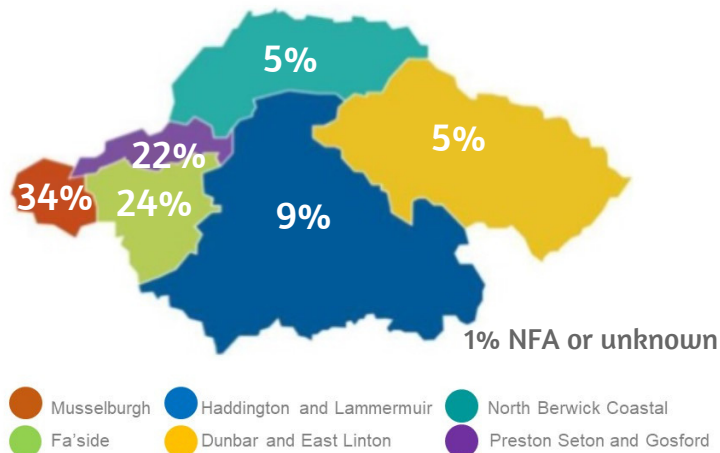
Top reasons for referral

30% due to benefit changes or delays, with low income (28%) and refused crisis grant (23%) following

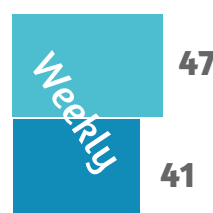
Number of food parcels given out by month



Food parcel demand by Area Partnership



Average number of parcels



■ 12 months up to end of Apr 2019 (2469 parcels in total)
■ 12 months up to end of Apr 2018 (2102 parcels in total)