






June at a glance...

 168, 3-day emergency food parcels given out

 380 people fed  40% of these were children

Who received our parcels?

-  79 single parcels
-  33 single parent parcels
-  39 family parcels
-  13 couple parcels
-  4 "other" parcels

Main reasons for referrals

- 40% benefit changes or delays
- 25% low income
- 20% refused crisis grant

How much did we give out?

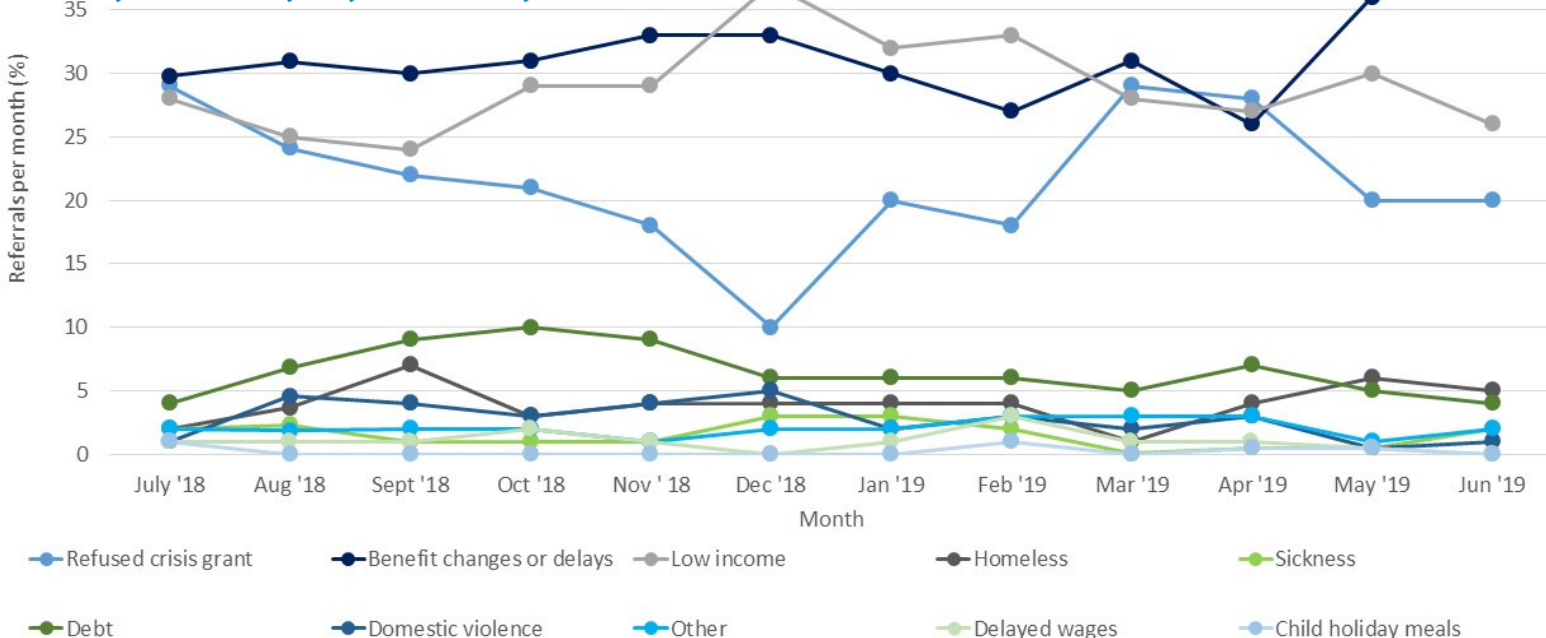
 2775 kg given out

How much was donated?

 6737 kg of donations

Reasons for referrals (12 months up to 30th June 2019)

Benefit delays/changes, low income and refused crisis grant account for 81% of referrals in June 2019



A year in the life of the foodbank...

July 2018 - June 2019

How many people did we feed?



5,489 people fed
This includes multiple referrals



Of these 39% (2,124) were under the age of 16

How much did we give out?



51,592 kg given out

How much was donated?



60,677 kg of donations

Who received our parcels?



47% to single people



24% to single parent & child



16% to families



9% to couples

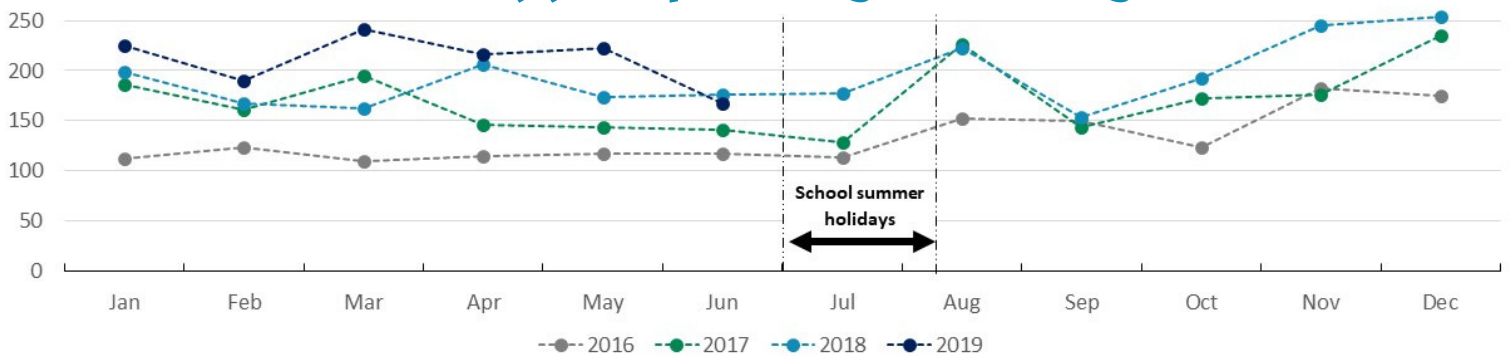


4% to other households

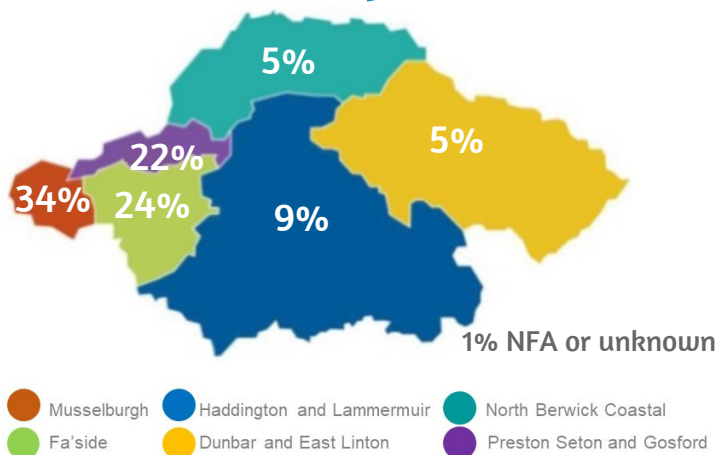
Top reasons for referral

32% due to benefit changes or delays, with low income (29%) and refused crisis grant (21%) following

Number of food parcels given out by month



Food parcel demand by Area Partnership



Average number of parcels

