






July and August at a glance...

 420, 3-day emergency food parcels given out

 953 people fed  41% of these were children

Who received our parcels?

-  189 single parcels
-  102 single parent parcels
-  72 family parcels
-  40 couple parcels
-  17 "other" parcels

Main reasons for referrals

- 31% benefit changes or delays
- 28% low income
- 22% refused crisis grant

How much did we give out?

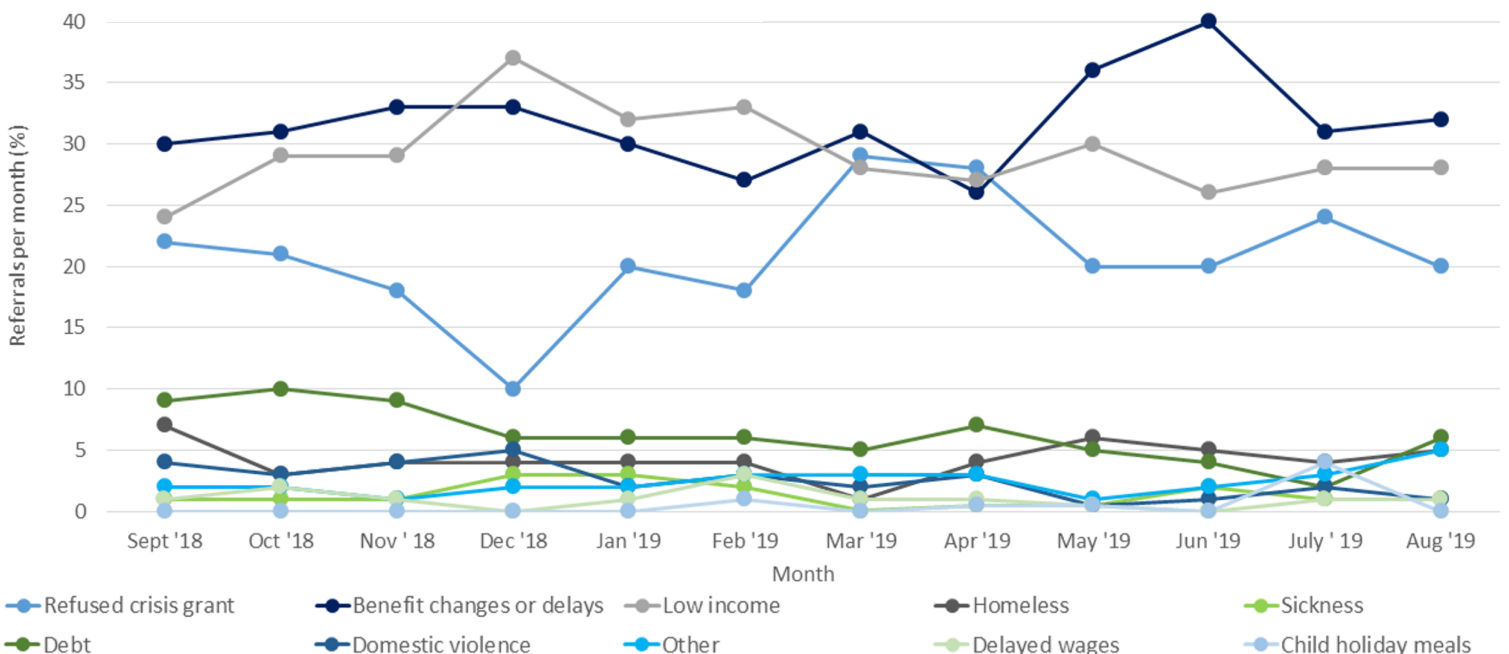
 6,878kg given out

How much was donated?

 5,286kg of donations

Reasons for referrals (12 months up to 31st Aug 2019)

Benefit delays/changes and low income account for 60% of referrals in July/Aug



A year in the life of the foodbank...

September 2018 - August 2019

How many people did we feed?



5,659 people fed
This includes multiple referrals



Of these 40% (2,254) were under the age of 16

How much did we give out?



45,975kg given out

How much was donated?



65,294kg of donations

Who received our parcels?



45% to single people



24% to single parent & child



18% to families



9% to couples

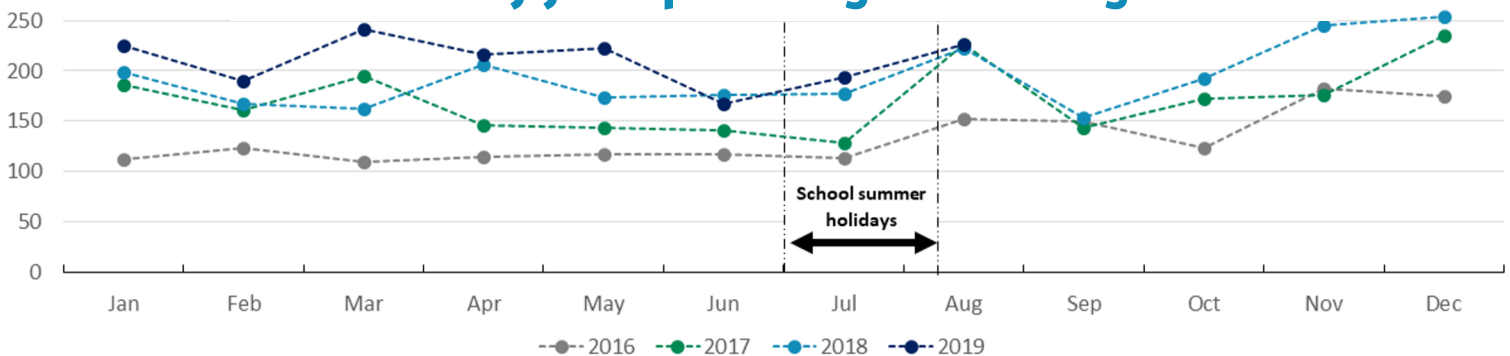


4% to other households

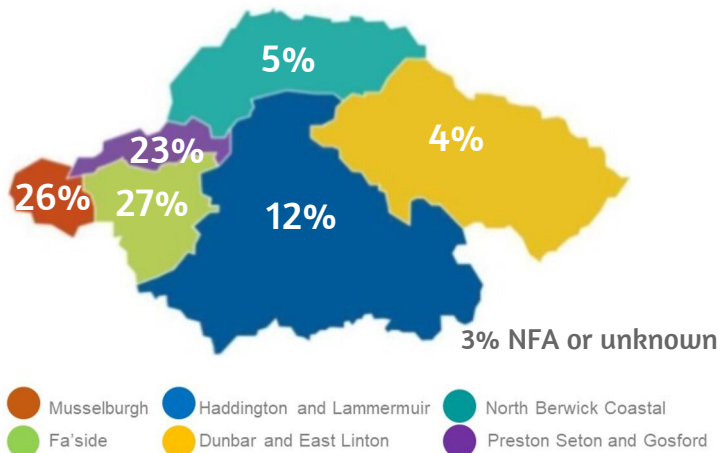
Top reasons for referral

32% due to benefit changes or delays, with low income (29%) and refused crisis grant (21%) following

Number of food parcels given out by month



Food parcel demand by Area Partnership



Average number of parcels

