






September at a glance...

 208, 3-day emergency food parcels given out

 443 people fed  39% of these were children

Who received our parcels?

-  110 single parcels
-  44 single parent parcels
-  32 family parcels
-  17 couple parcels
-  5 "other" parcels

Main reasons for referrals

- 32% benefit changes or delays
- 26% refused crisis grant
- 19% low income

How much did we give out?

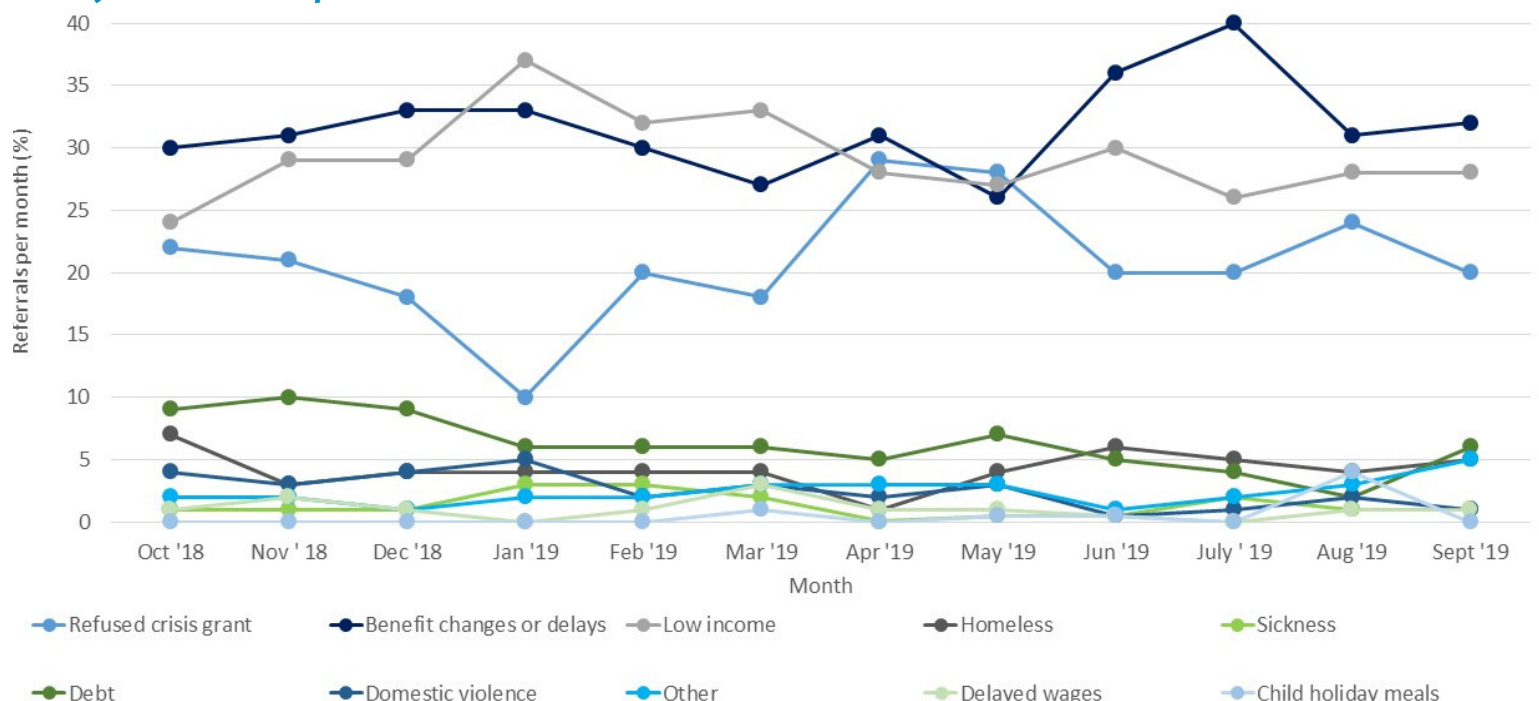
 3172 kg given out

How much was donated?

 3027 kg of donations

Reasons for referrals (12 months up to 30th September 2019)

Benefit delays/changes, refused crisis grant and low income account for 3/4 of referrals in September 2019



A year in the life of the foodbank...

October 2018 - September 2019

How many people did we feed?



5,773 people fed
This includes multiple referrals



Of these 40% (2,316) were under the age of 16

How much did we give out?



39,086kg given out

How much was donated?



60,677 kg of donations

Who received our parcels?



46% to single people



24% to single parent & child



17% to families



9% to couples

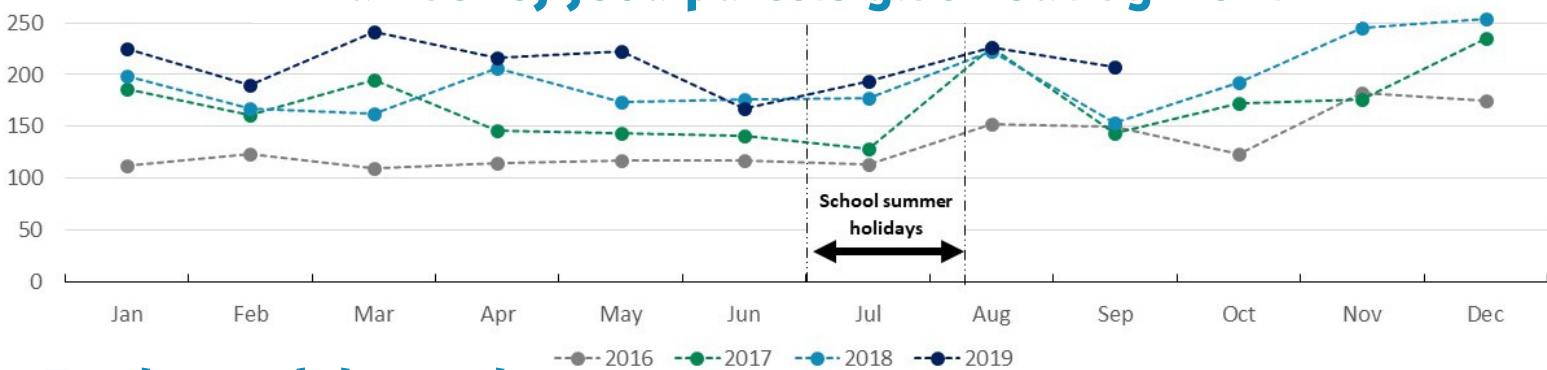


4% to other households

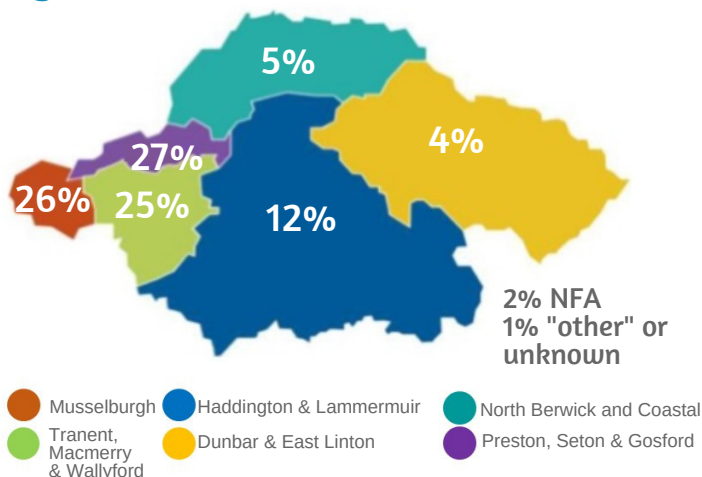
Top reasons for referral

32% due to benefit changes or delays, with low income (29%) and refused crisis grant (21%) following

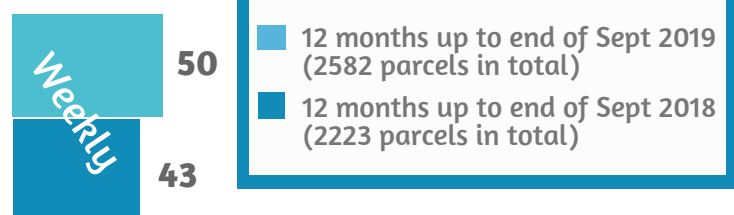
Number of food parcels given out by month



Food parcel demand by ward



Average number of parcels



12 months up to end of Sept 2019 (2582 parcels in total)
12 months up to end of Sept 2018 (2223 parcels in total)