



April at a glance...

 284, 3-day emergency food parcels given out

 698 people fed  39% of these were children

Who received our parcels?

 108 single parcels

 59 single parent parcels

 65 family parcels

 36 couple parcels

 16 "other" parcels

Top 3 reasons for referrals

47% low income

25% benefit changes or delays

7% debt

How much did we give out?

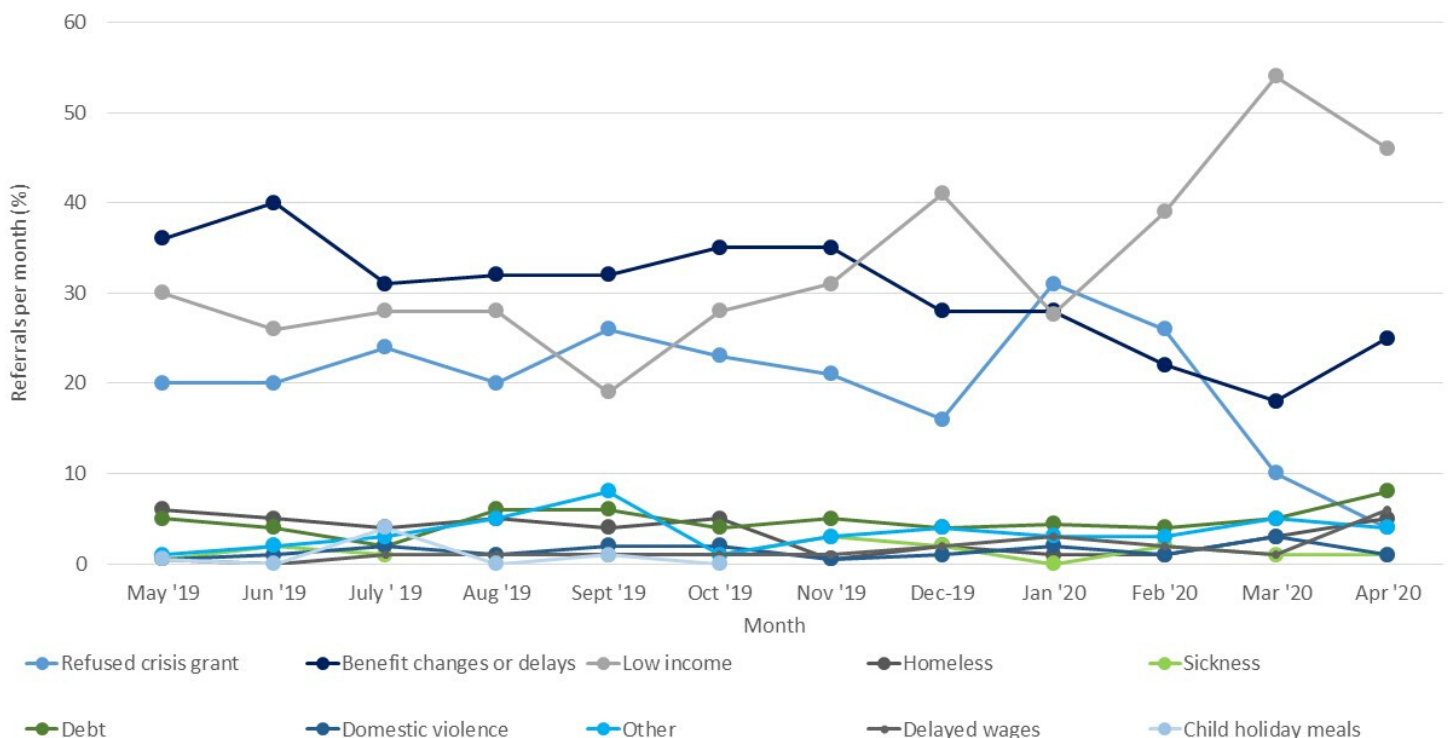
 5157kg given out

How much was donated?

 6298 kg of donations

Reasons for referrals (12 months up to 27th April 2020)

Nearly half of referrals in April 2020 were due to low income



A year in the life of the foodbank...

May 2019 - April 2020

How many people did we feed?



6,636 people fed
This includes multiple referrals



Of these 41% were under the age of 16

How much did we give out?



59, 028 kg given out

How much was donated?



69, 986kg of donations

Who received our parcels?



44% to single people



24% to single parent & child



19% to families



9% to couples



4% to other households

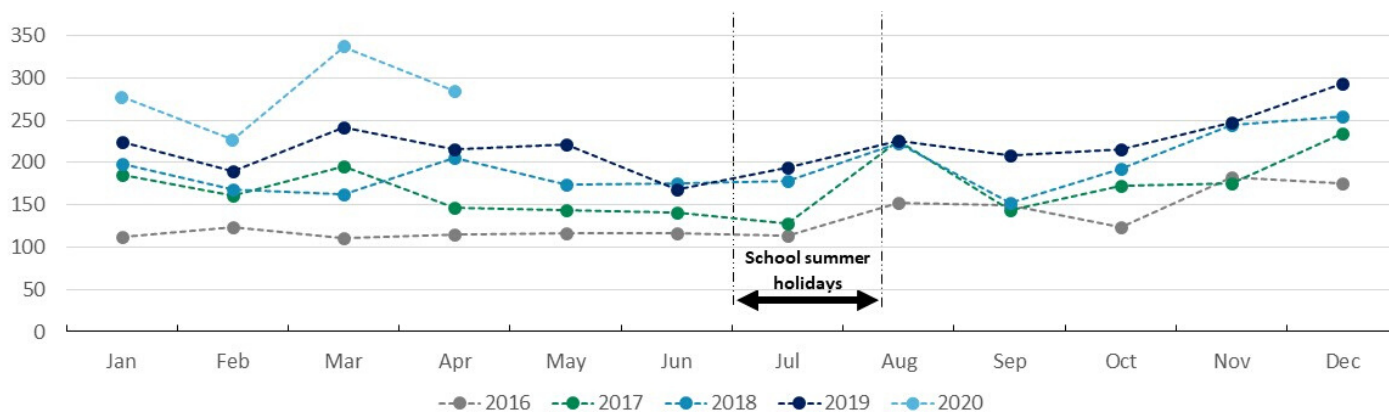
Top reasons for referral

34% due to low income

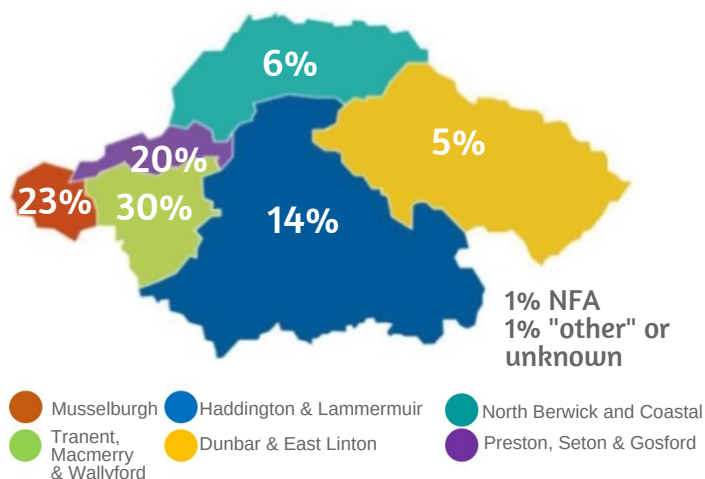
29% benefit changes or delays

19% refused crisis grant

Number of food parcels given out by month



Referral distribution by ward



Average number of parcels

