

June at a glance...

 176, 3-day emergency food parcels given out

 346 people fed

 1/3 were children

 3428kg food given out

 1884kg food donated

Parcel breakdown

 98 singles
 39 single parents with child
 22 family
 15 couples
 2 other

Top 3 reasons for referrals

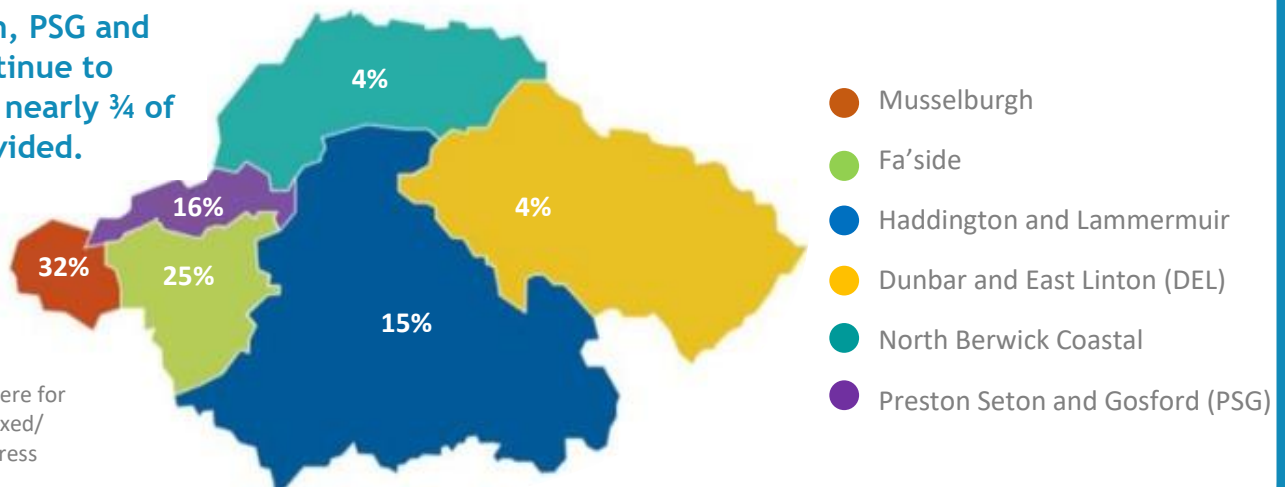
- 1** 31% due to a refused crisis grant
- 2** 30% due to benefit changes or delays
- 3** 27% due to low income

The Scottish Welfare Fund continues to be the single largest source of referrals, accounting for 1/3 of all referrals received in June 2018.

Other major sources of referrals included Musselburgh CAB, East Lothian Council criminal justice and social work teams, and Haddington CAB.

Food parcel referrals by area partnership

Musselburgh, PSG and Fa'side continue to account for nearly ¾ of parcels provided.



4% of parcels were for those with no fixed/permanent address

June saw an increase in parcels delivered to the Fa'side and Haddington areas whilst parcels to PSG, North Berwick and DEL dropped in comparison to May. Musselburgh numbers were similar to May.





12 months at the foodbank (1st July 2017 - 30th June 2018)

How many people did we feed?

 **4409 people fed**
(This includes multiple referrals)

 **Of these 36% (1609) were under the age of 16**

Who received our parcels?

-  51% to single people
-  23% to single parents with child
-  13% to families
-  10% to couples
-  3% to other

Top 3 reasons for referrals

- 1** 35% due to benefit changes or delays
- 2** 26% due refused crisis grant
- 3** 19% due to low income

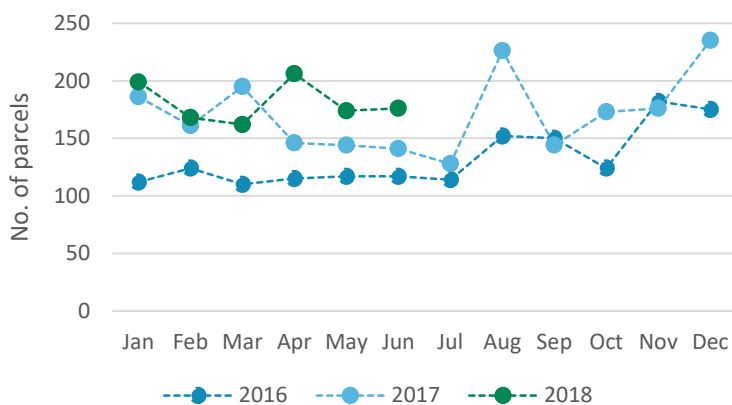
Food in and food out

 **45,044 kg given out**

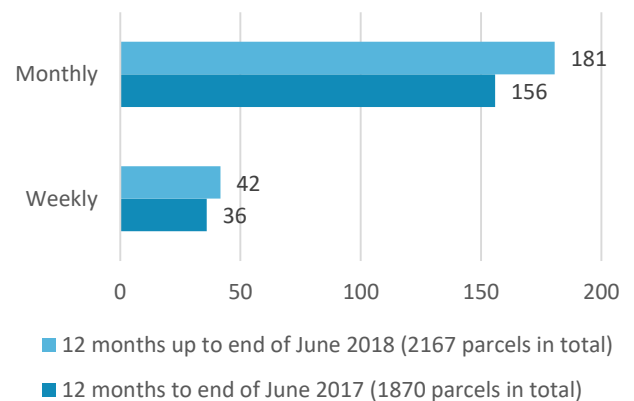
 **51,311 kg donated**

Demand for food parcels

Number of food parcels given out by month



Average number of parcels given out



Reasons for referrals

