

## November at a glance...

 245, 3-day emergency food parcels given out

 559 people fed

 1/3 were children

 4,486kg food given out

 3,478kg food donated

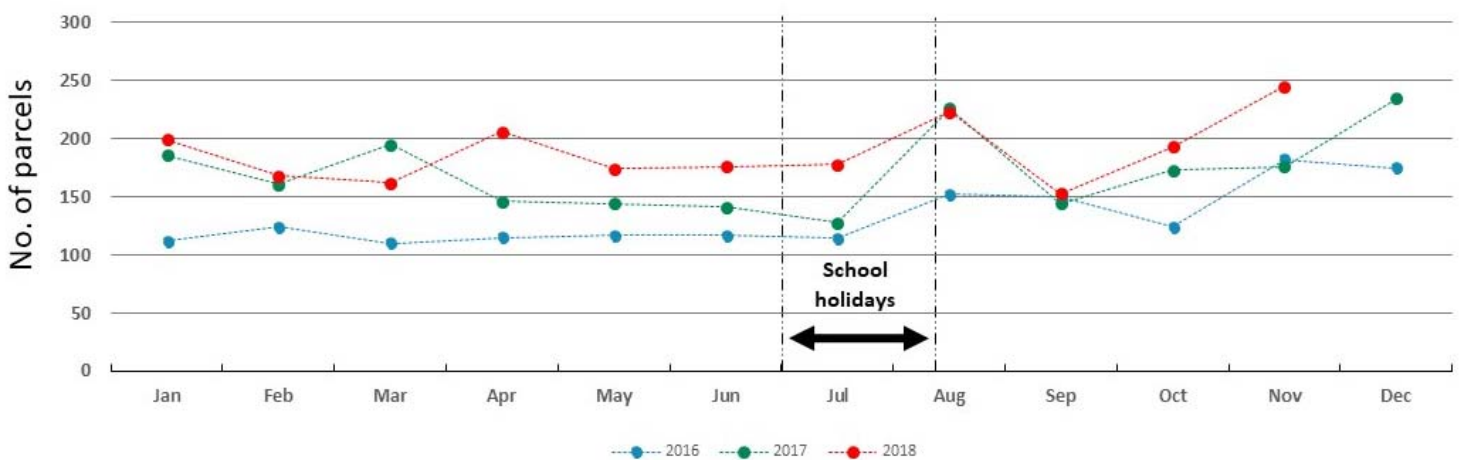
### Parcel breakdown

-  103 singles
-  63 single parents with child
-  38 family
-  25 couples
-  16 other

### Top 3 reasons for referrals

- 1** 33% due to benefit changes or delays
- 2** 29% due to low income
- 3** 18% due to a refused crisis grant

## Number of food parcels given out by month



In November the foodbank gave out 245 food parcels, the largest number of individual food parcels ever given out in a single month.

Again, the major reasons for referrals included benefit changes or delays to benefots, low income and refused crisis grant.

# 12 months at the foodbank (1st December 2017 - 30th November 2018)

## How many people did we feed?

 **4782 people fed**  
(This includes multiple referrals)

 **Of these 36% (1733) were under the age of 16**

## Who received our parcels?

-  50% to single people
-  23% to single parents with child
-  13% to families
-  9% to couples
-  5% to other

## Top 3 reasons for referrals

- 1** 32% due to benefit changes or delays
- 2** 25% due to low income
- 3** 24% due to refused crisis grant

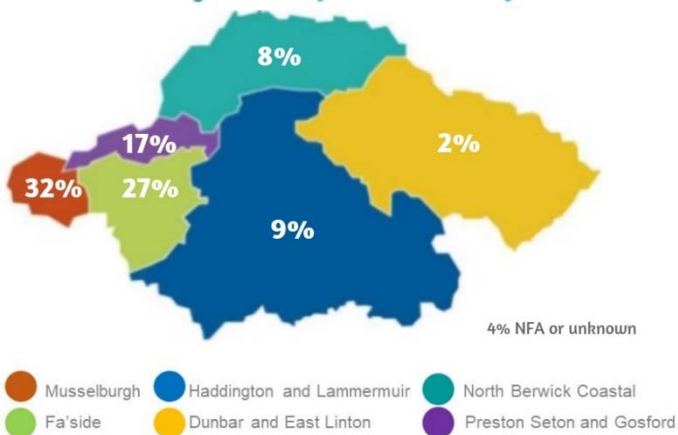
## Food in and food out

 **49,640 kg given out**

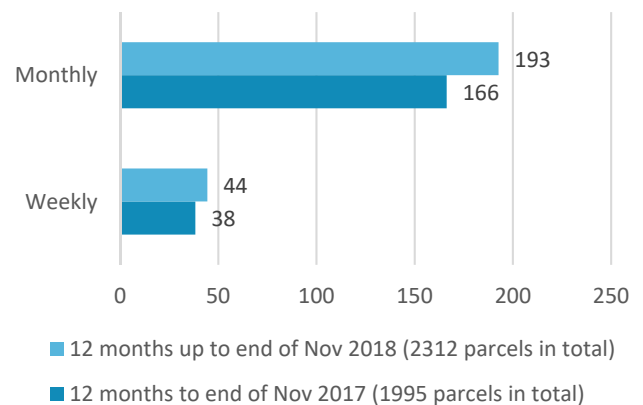
 **57,349 kg donated**

## Demand for food parcels

### Parcels by area partnership



### Average number of parcels given out



## Reasons for referrals

