



May at a glance...

 284, 3-day emergency food parcels given out

 689 people fed  38% of these were children

Who received our parcels?

 103 single parcels

 54 single parent parcels

 72 family parcels

 41 couple parcels

 14 "other" parcels

Top 3 reasons for referrals

34% low income

32% benefit changes or delays

12% refused crisis grant

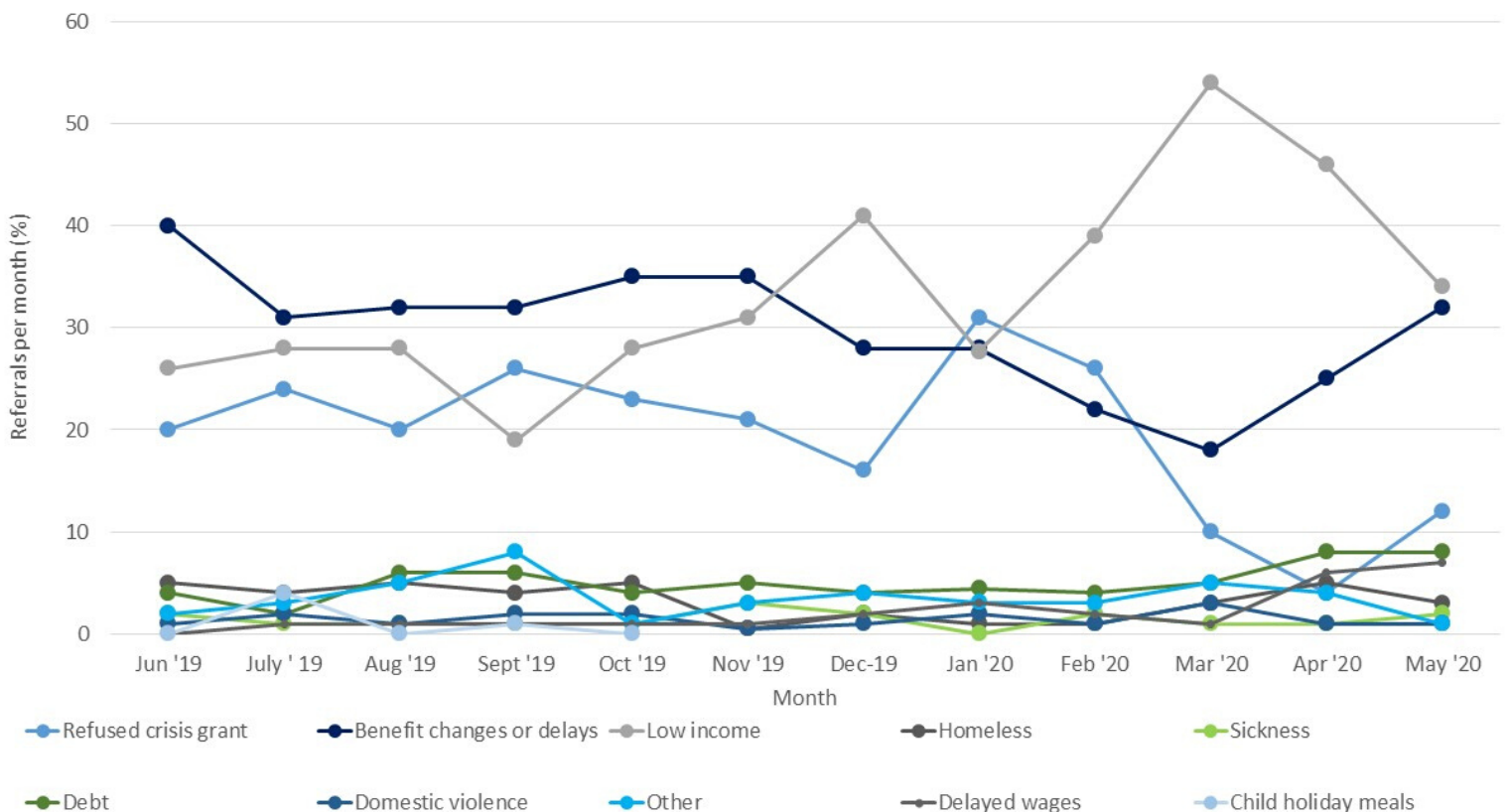
How much did we give out?

 7568kg given out including

How much was donated?

 7799kg of donations

Reasons for referrals (12 months up to 27th May 2020)



A year in the life of the foodbank...

June 2019 - May 2020

How many people did we feed?



6,854 people fed
This includes multiple referrals



Of these 41% were under the age of 16

How much did we give out?



63,241 kg given out

How much was donated?



74,837 kg of donations

Who received our parcels?



43% to single people



24% to single parent & child



19% to families



10% to couples

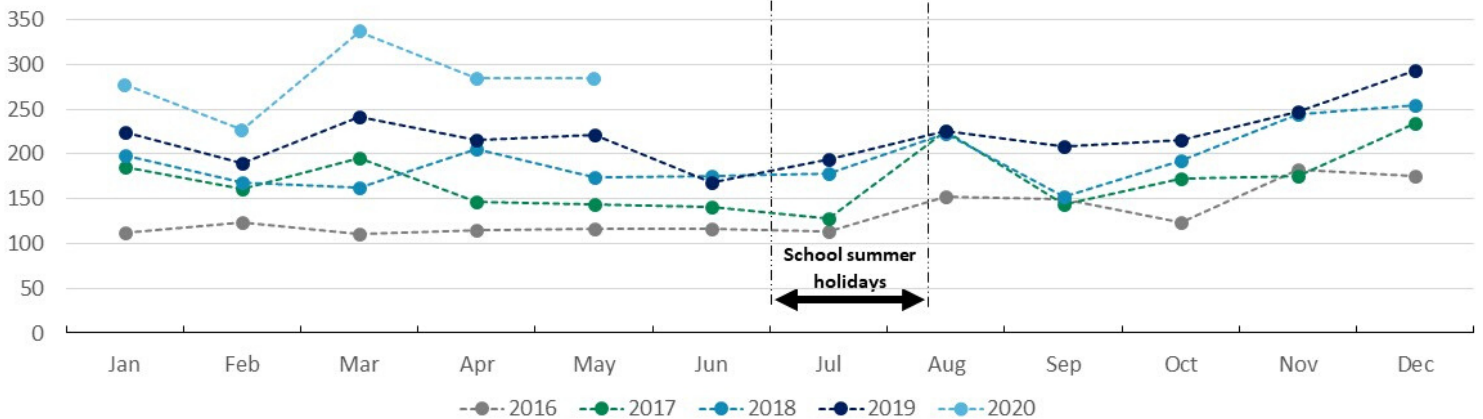


4% to other households

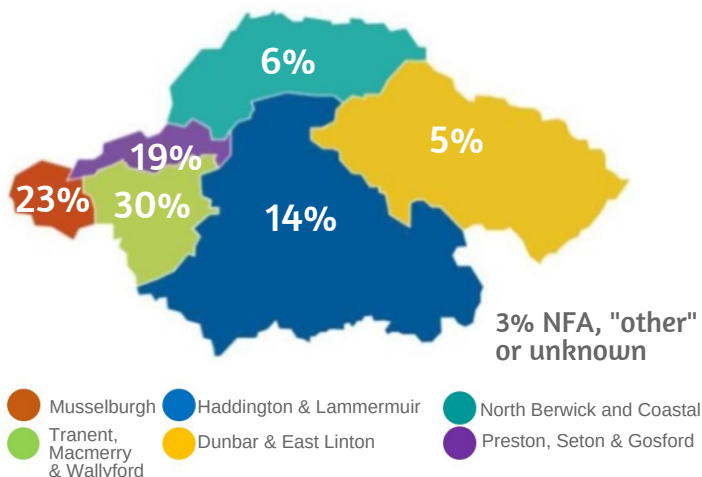
Top reasons for referral

35% due to low income
29% benefit changes or delays
18% refused crisis grant

Number of food parcels given out by month



Referral distribution by ward



Average number of parcels

