
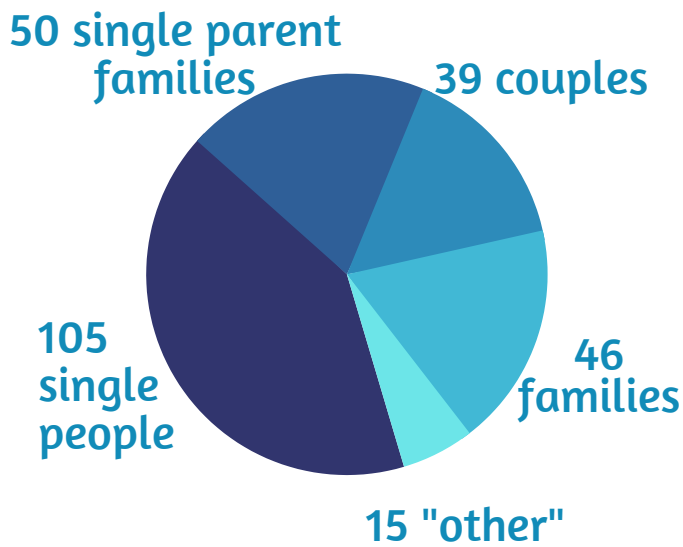


## August at a glance...

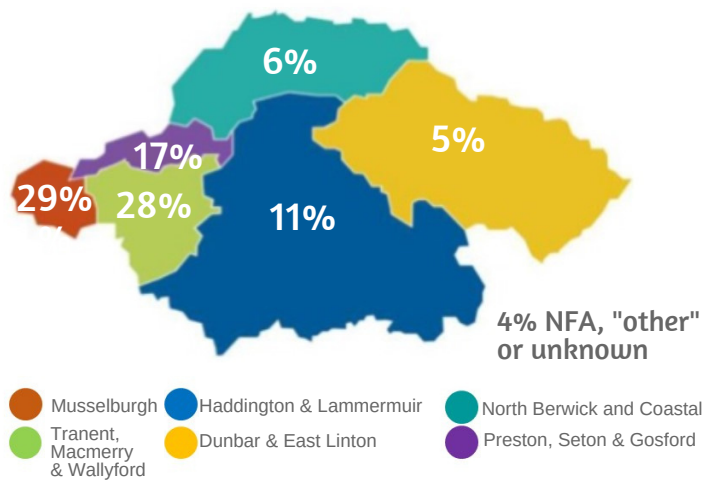
 255, 3-day emergency food parcels given out

 586 people fed  
35% of these were children

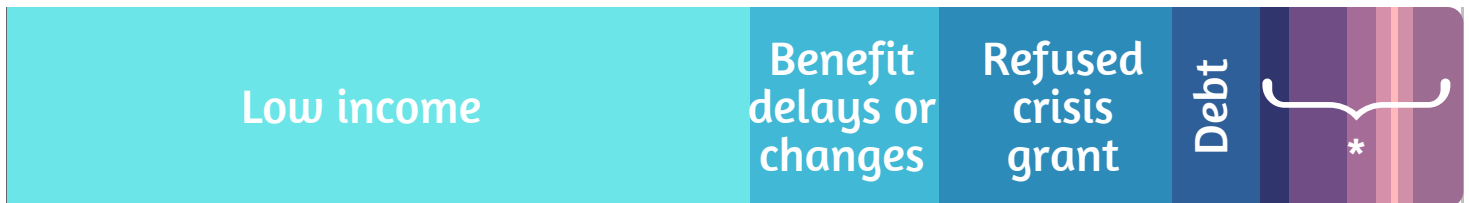
### Who received our parcels?



### Where did our parcels go?




### Reasons for referrals



\*homeless, sickness, domestic violence, delayed wages, child holiday meals, refused STBA, other

51% of referrals in August were due to "low income", with refused crisis grant (16%), benefit delays/changes (13%), and debt (6%) accounting for just over 1/3 of referrals

### How much did we give out?

 5524kg given out, including over 150kg to other organisations supporting food insecurity in the county

### How much did you donate?

 4359kg of donations

## Who sends us referrals?

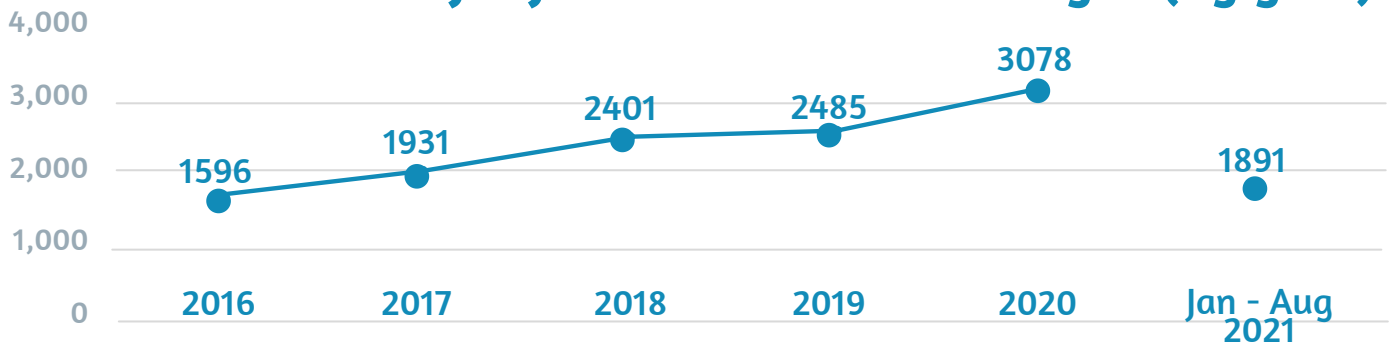
Everyone who receives a food parcel is referred to us by one of our partner organisations across the county



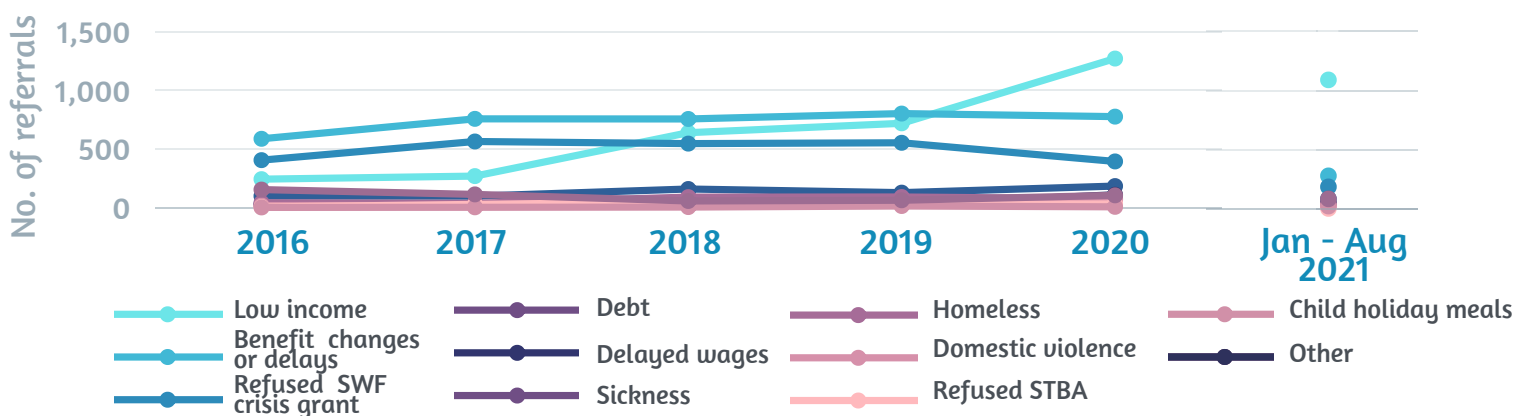
\*Pennypit Community Development Trust, North Berwick Community Centre, Home-Start East Lothian  
\*\* for further information on who refers to us please contact the foodbank

In August the largest number of referrals from a single agency came from the Scottish Welfare Fund (19%). Referrals from East Lothian Council departments accounted for 33% and NHS services accounted for 26% of all referrals received.

## How have the no. of referrals we receive changed (by year)?



## How have reasons for referrals changed over time?



Low income as a reason for referral continues to rise, accounting for 58% of 2021 referrals compared to 41% of referrals in the whole of 2020.